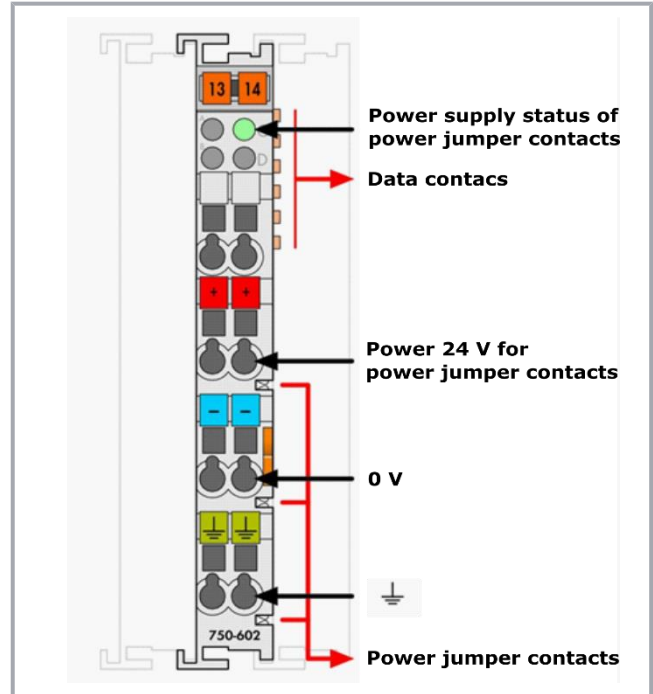
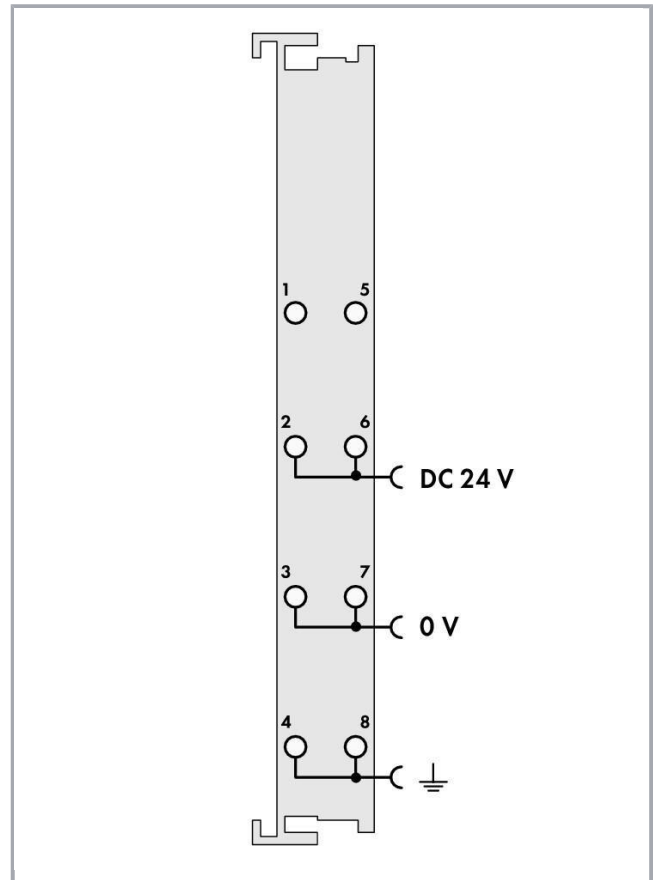
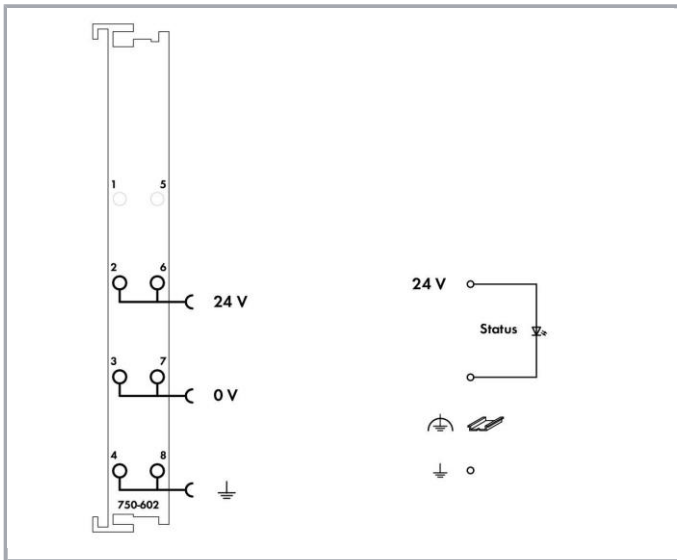


Data sheet | Item number: w750-602

Power Supply; 24 V DC; light gray

<https://www.domat-int.com/en/data-sheets>





Item description

This supply module provides the I/O modules with the corresponding supply potential.

The maximum current provided by the supply module is 10 A. When configuring the system, the total current must not be exceeded. Should higher currents be necessary, an intermediate supply module must be added to the assembly.

Data

Technical Data

Signal type	Voltage
Voltage signal type	DC 24 V
Supply voltage (system)	DC 5 V; via data contacts
Supply voltage (field)	DC 24 V (-25 ... +30 %); via power jumper contacts (power supply via CAGE CLAMP® connection; transmission via spring contact)
Number of outgoing power jumper contacts	3
Current carrying capacity (power jumper contacts)	10A

Connection data

Connection technology: field supply	6 × CAGE CLAMP®
Connection type (1)	Field supply
Solid conductor	0,08 ... 2,5 mm ² / 28 ... 14 AWG
Fine-stranded conductor	0,08 ... 2,5 mm ² / 28 ... 14 AWG
Strip length	8 ... 9 mm / 0.31 ... 0.35 inch

Geometrical Data

Width	12 mm / 0.472 inch
Height	69,8 mm / 2.748 inch
Height from upper-edge of DIN-rail	62,6 mm / 2.465 inch
Depth	100 mm / 3.937 inch

Mechanical data

Mounting type	DIN-35 rail
---------------	-------------

Material Data

Color	light gray
Housing material	Polycarbonate, polyamide 6.6
Fire load	1.081 MJ
Weight	43.3 g
Conformity marking	CE

Environmental Requirements

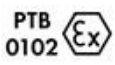


Surrounding air temperature (operation)	0 ... 55 °C
Surrounding air temperature (storage)	-40 ... 85 °C
Protection type	IP20
Pollution degree (5)	2 per IEC 61131-2
Operating altitude	0 ... 2000 m
Mounting position	horizontal (standing/lying); vertical
Relative humidity (without condensation)	95 %
Vibration resistance	4g per IEC 60068-2-6
Shock resistance	15g per IEC 60068-2-27
EMC immunity to interference	per EN 61000-6-2, marine applications
EMC emission of interference	per EN 61000-6-4, marine applications
Exposure to pollutants	per IEC 60068-2-42 and IEC 60068-2-43
Permissible H ₂ S contaminant concentration at a relative humidity 75 %	10 ppm
Permissible SO ₂ contaminant concentration at a relative humidity 75 %	25 ppm

Commercial data


Product Group	15 (Remote I/O)
Packaging type	BOX
Country of origin	DE
GTIN	4045454393731
Customs tariff number	85389091890

Approvals / Certificates



Ex-Approvals

Logo	Approval	Additional Approval Text	Certificate name
	ATEX TUEV Nord Cert GmbH	EN 60079-0	TÜV 07 ATEX 554086 X en.
	TUEV Nord TUEV Nord Cert GmbH	IEC 60079-0	IECEX TUN 09.0001 X
	UL Underwriters Laboratories Inc. (HAZARDOUS LOCATIONS)	UL 121201	E198726 Sec.1

Country specific Approvals

Logo	Approval	Additional Approval Text	Certificate name
	KC National Radio Research Agency	Article 58-2, Clause 3	MSIP- REM-W43SPP750

Ship Approvals

Logo	Approval	Additional Approval Text	Certificate name
	ABS American Bureau of Shipping	-	19- HG1821926
	BV Bureau Veritas S.A.	-	13453/DO BV



domat

MEMBER OF CEZ ESCO

Data sheet | Item number: w750-602
<https://www.domat-int.com/en/data-sheets>



DNV GL
Det Norske Veritas, Germanischer Lloyd

-

TAA0000194



KR
Korean Register of Shipping

-

KR
HMB05880AC001



LR
Lloyds Register

-

02/20026 (E6)



NK
Nippon Kaiji Kyokai

-

TA17255M



PRS
Polski Rejestr Statków

-

TE/2236
/880590/19




RINA
RINA Germany GmbH

-

ELE066419XG

UL-Approvals

Logo	Approval	Additional Approval Text	Certificate name
	UL UL International Netherlands B.V. (ORDINARY LOCATIONS)	UL 508	E175199 Sec.1

Subject to changes. Please also observe the further product documentation!

Domat control system

Do you have any questions about our products?

WAGO Kontakttechnik GmbH & Co. KG (manufacturer)

We are always happy to take your call at +420 461 100 666.